C.E. Electronics, Inc.
2107 Industrial Drive
Bryan, OH 43506
PH (419) 636-6705 FX (419) 636-2516
www.ceelectronics.com

M3491-X

Ver. 1 Rel. 10/15/09

MICRO COMM®



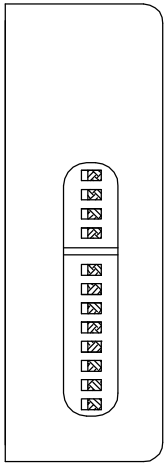

END VIEW

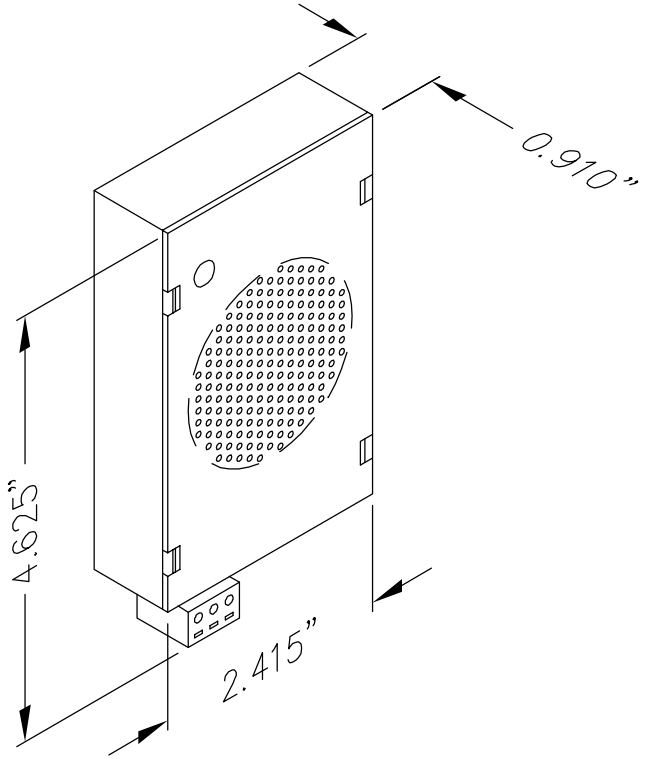

ARRIVAL GONG / LANTERN DRIVER

This unit is designed to sound: Arrival gong from the Micro Comm 3 wire network. Solid State Output to drive LED or lamps at a maximum 250mA per output.

Typical Applications

- For car or hall audio indications

Features:

- Adjustable volume
- Arrival chime
- Compact Design
- Serial Hookup
- Conforms to ADAAG 4.10.4
- Solid State output
- Maximum 250mA per output @ 24VDC

TO ORDER: SPECIFY M3491 - X

FORMAT:
"1" = 24VDC
"0" = 14VDC

M3491-X

JOB# _____

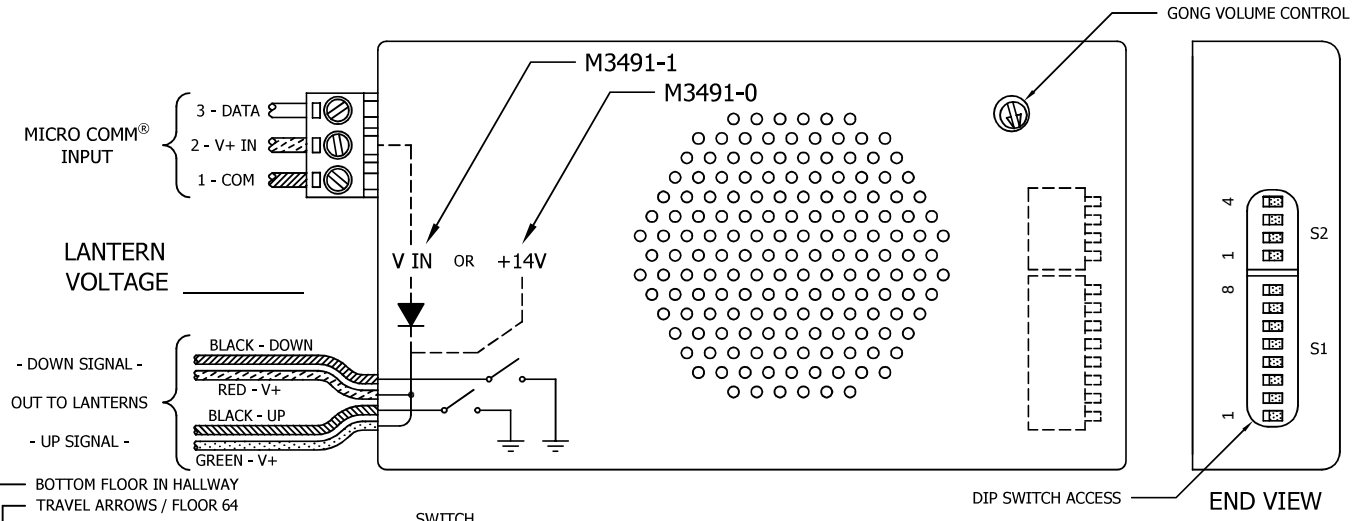

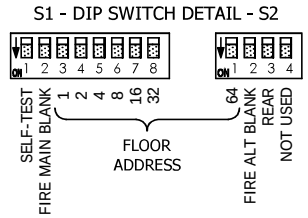

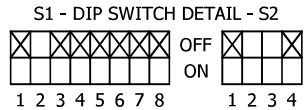

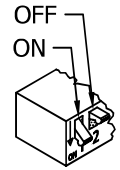

BOTTOM FLOOR IN HALLWAY
TRAVEL ARROWS / FLOOR 64

SWITCH VALUE: 1 2 4 8 16 32

DIP SWITCH SETTINGS FOR FLOOR POSITION

FLOOR	DS3	DS4	DS5	DS6	DS7	DS8	FLOOR	DS3	DS4	DS5	DS6	DS7	DS8
	OFF	OFF	OFF	OFF	OFF	OFF	FLOOR 32	OFF	OFF	OFF	OFF	OFF	ON
FLOOR 1	ON	OFF	OFF	OFF	OFF	OFF	FLOOR 33	ON	OFF	OFF	OFF	OFF	ON
FLOOR 2	OFF	ON	OFF	OFF	OFF	OFF	FLOOR 34	OFF	ON	OFF	OFF	OFF	ON
FLOOR 3	ON	ON	OFF	OFF	OFF	OFF	FLOOR 35	ON	ON	OFF	OFF	OFF	ON
FLOOR 4	OFF	OFF	ON	OFF	OFF	OFF	FLOOR 36	OFF	OFF	ON	OFF	OFF	ON
FLOOR 5	ON	OFF	ON	OFF	OFF	OFF	FLOOR 37	ON	OFF	ON	OFF	OFF	ON
FLOOR 6	OFF	ON	ON	OFF	OFF	OFF	FLOOR 38	OFF	ON	ON	OFF	OFF	ON
FLOOR 7	ON	ON	ON	OFF	OFF	OFF	FLOOR 39	ON	ON	ON	OFF	OFF	ON
FLOOR 8	OFF	OFF	OFF	ON	OFF	OFF	FLOOR 40	OFF	OFF	OFF	ON	OFF	ON
FLOOR 9	ON	OFF	OFF	ON	OFF	OFF	FLOOR 41	ON	OFF	OFF	ON	OFF	ON
FLOOR 10	OFF	ON	OFF	ON	OFF	OFF	FLOOR 42	OFF	ON	OFF	ON	OFF	ON
FLOOR 11	ON	ON	OFF	ON	OFF	OFF	FLOOR 43	ON	ON	OFF	ON	OFF	ON
FLOOR 12	OFF	OFF	ON	ON	OFF	OFF	FLOOR 44	OFF	OFF	ON	ON	OFF	ON
FLOOR 13	ON	OFF	ON	ON	OFF	OFF	FLOOR 45	ON	OFF	ON	ON	OFF	ON
FLOOR 14	OFF	ON	ON	ON	OFF	OFF	FLOOR 46	OFF	ON	ON	ON	OFF	ON
FLOOR 15	ON	ON	ON	ON	OFF	OFF	FLOOR 47	ON	ON	ON	ON	OFF	ON
FLOOR 16	OFF	OFF	OFF	OFF	ON	OFF	FLOOR 48	OFF	OFF	OFF	OFF	ON	ON
FLOOR 17	ON	OFF	OFF	OFF	ON	OFF	FLOOR 49	ON	OFF	OFF	OFF	ON	ON
FLOOR 18	OFF	ON	OFF	OFF	ON	OFF	FLOOR 50	OFF	ON	OFF	OFF	ON	ON
FLOOR 19	ON	ON	OFF	OFF	ON	OFF	FLOOR 51	ON	ON	OFF	OFF	ON	ON
FLOOR 20	OFF	OFF	ON	OFF	ON	OFF	FLOOR 52	OFF	OFF	ON	OFF	ON	ON
FLOOR 21	ON	OFF	ON	OFF	ON	OFF	FLOOR 53	ON	OFF	ON	OFF	ON	ON
FLOOR 22	OFF	ON	ON	OFF	ON	OFF	FLOOR 54	OFF	ON	ON	OFF	ON	ON
FLOOR 23	ON	ON	ON	OFF	ON	OFF	FLOOR 55	ON	ON	ON	OFF	ON	ON
FLOOR 24	OFF	OFF	OFF	ON	ON	OFF	FLOOR 56	OFF	OFF	OFF	ON	ON	ON
FLOOR 25	ON	OFF	OFF	ON	ON	OFF	FLOOR 57	ON	OFF	OFF	ON	ON	ON
FLOOR 26	OFF	ON	OFF	ON	ON	OFF	FLOOR 58	OFF	ON	OFF	ON	ON	ON
FLOOR 27	ON	ON	OFF	ON	ON	OFF	FLOOR 59	ON	ON	OFF	ON	ON	ON
FLOOR 28	OFF	OFF	ON	ON	ON	OFF	FLOOR 60	OFF	OFF	ON	ON	ON	ON
FLOOR 29	ON	OFF	ON	ON	ON	OFF	FLOOR 61	ON	OFF	ON	ON	ON	ON
FLOOR 30	OFF	ON	ON	ON	ON	OFF	FLOOR 62	OFF	ON	ON	ON	ON	ON
FLOOR 31	ON	ON	ON	ON	ON	OFF	FLOOR 63	ON	ON	ON	ON	ON	ON

The messages in the MICRO COMM® driver program must be set with the level required to activate the features listed below.

To blank the lantern during a fire main (level three) message, turn on DIP switch 2 of S1.

To blank the lantern during a fire alternate (level two) message, turn on DIP switch 2 of S2.

To set up the lantern, use the chart at left to set the S1 DIP switches to the desired floor. For floors above 63, turn on DIP switch 1 of S2, subtract 64 from the desired floor number, and use the chart to set the S1 DIP switches for the resulting floor number. For example, to set the unit for floor 75, turn on DIP switch 1 of S2 and set the S1 DIP switches for floor 11 (75 - 64 = 11). NOTE: The MICRO COMM® driver must be set up to send arrival information.

To operate the lantern with traveling signals and no gong, set the floor address to zero (0).

To operate the unit as an in-car arrival lantern, set all of the floor address DIP switches to ON (Binary 127).

To use the lantern as a rear unit, turn on S2, DIP switch 3. NOTE: The MICRO COMM® driver must send the MC2000 data stream to use this feature. Call Tech Support at 419-636-6705 for more information.

NOTE: MUST BE USED WITH A CLASS 2 POWER SUPPLY.

CODE VERSION _____

BOARD VERSION CE3491 ___

DATE DRAWN: 08/07/09	DRAWN BY: DAC	REQUESTED BY: JK	C.E. ELECTRONICS, INC. 2107 Industrial Drive Bryan, Ohio 43506 (419) 636-6705
BOARD NUMBER: 3491	LAST DATE REVISED: 05/02/24	APPROVED BY:	
PRODUCT: MICRO COMM® LANTERN DRIVER WITH CHIME			DWG. NO. M3491_01 — REV: E